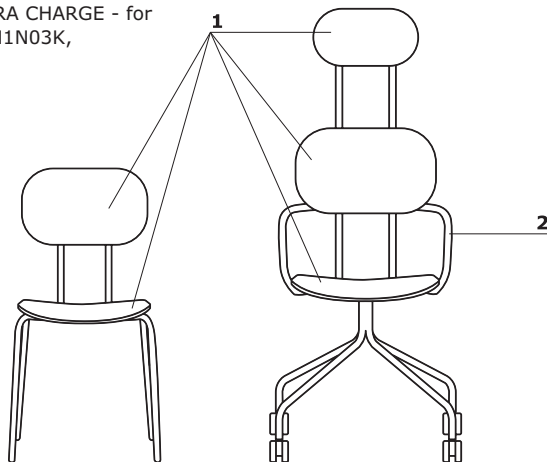


## Technical specification

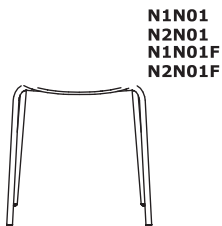
- 1 Seat, backrest, headrest -**  
upholstery/plywood (8 layers / 9 mm)
- 2 Armrests -** metal (right + left) in  
frame color; OPTION WITH EXTRA CHARGE - for  
seat, backrest N1N01, N1N07, N1N03K,  
N1N04H, N1N05H, N1N08K



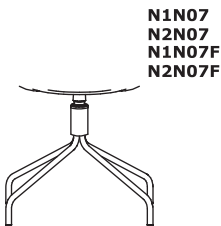
ATTENTION - Zip in black colour - no unzipping; max. load 120 kg

## Bases

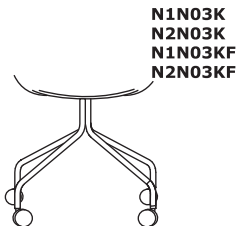
- 1 Base N1N01/N2N01:**
- 4 - legged metal frame
  - frame made of tube Ø 6/8" (Ø 18 mm), wall thickness 1/8" (2 mm); powder coated
  - **N1N01** - stacking - maximum of 5 pieces (only in the plywood finish chairs)




- 2 Base N1N07/N2N07:**
- 4 - star metal frame
  - frame made of tube Ø 6/8" (Ø 18 mm), wall thickness 1/8" (2 mm); powder coated
  - swivel seat - 360°



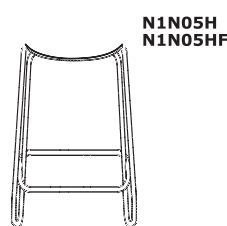
- 3 Base N1N03K/N2N03K:**
- 4 - star metal frame
  - castors for soft floors
  - OPTION WITH EXTRA CHARGE - castors for hard floors
  - frame made of tube Ø 6/8" (Ø 18 mm), wall thickness 1/8" (2 mm); powder coated
  - fixed seat



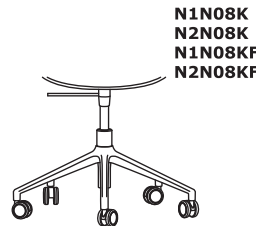
- 4 Base N1N04H:**
- high stool
  - skid, metal
  - frame made of tube Ø 6/8" (Ø 18 mm), wall thickness 1/8" (2 mm); powder coated
  - stacking - maximum of 5 pieces (only in the plywood finish chairs)



- 5 Base N1N05H:**
- high stool
  - skid, metal
  - frame made of tube Ø 6/8" (Ø 18 mm), wall thickness 1/8" (2 mm); powder coated
  - stacking - maximum of 5 pieces (only in the plywood finish chairs)

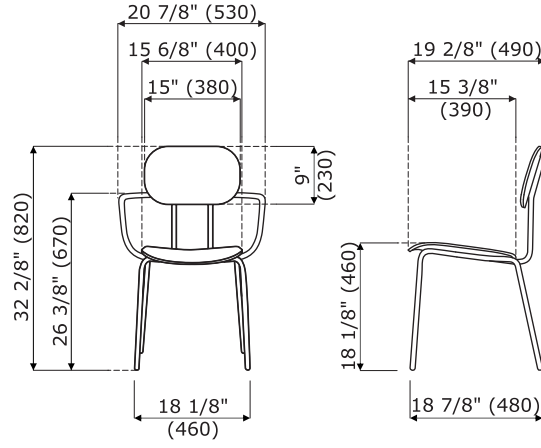


- 6 Base N1N08K/N2N08K:**
- 5 - star, aluminum, Ø=24 6/8" (630 mm), h=14 1/8" (360 mm), powder coated
  - swivel seat - 360°
  - gas spring, steel, color: black, adjustment range 4 6/8" (120 mm) (17 6/8 - 22 4/8" / 450-570 mm)
  - OPTION WITH EXTRA CHARGE - castors for hard floors

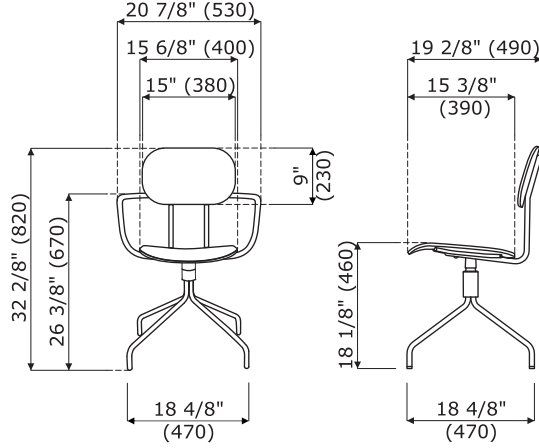


## Dimensions (inch/mm)

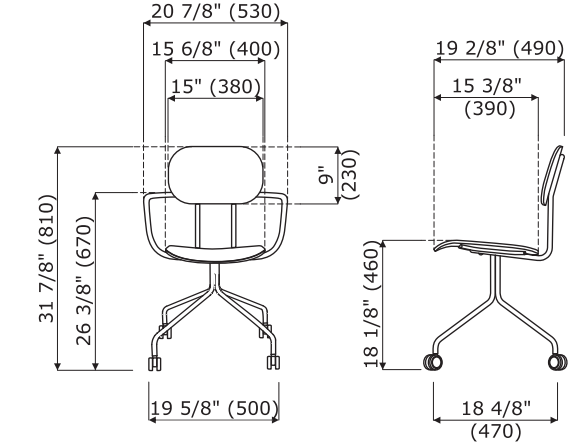
**N1N01  
N1N01F**



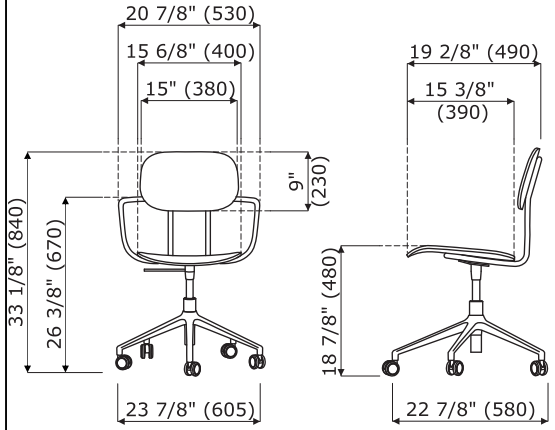
**N1N07  
N1N07F**



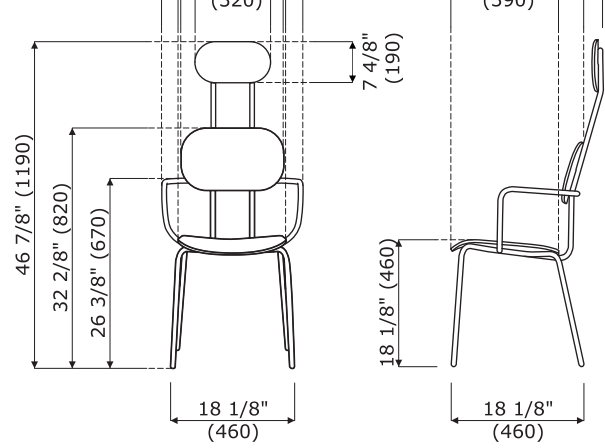
**N1N03K  
N1N03KF**



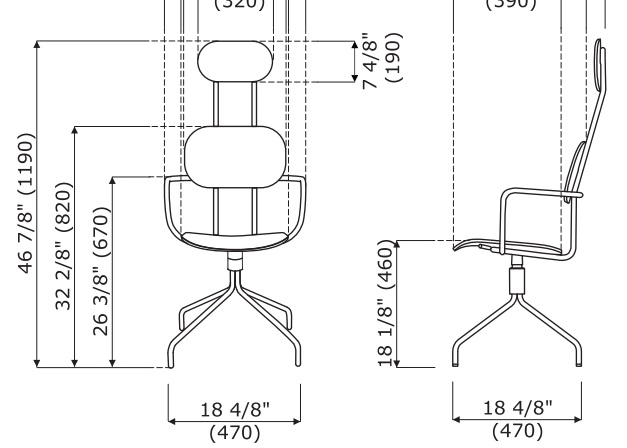
**N1N08K  
N1N08KF**



**N2N01  
N2N01F**

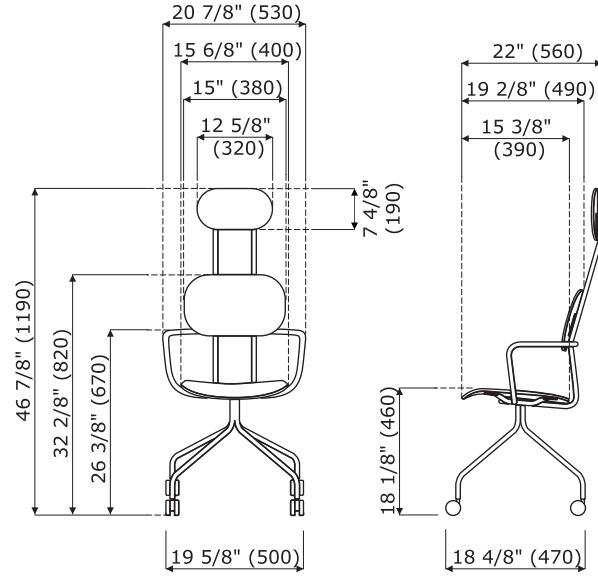


**N2N07  
N2N07F**

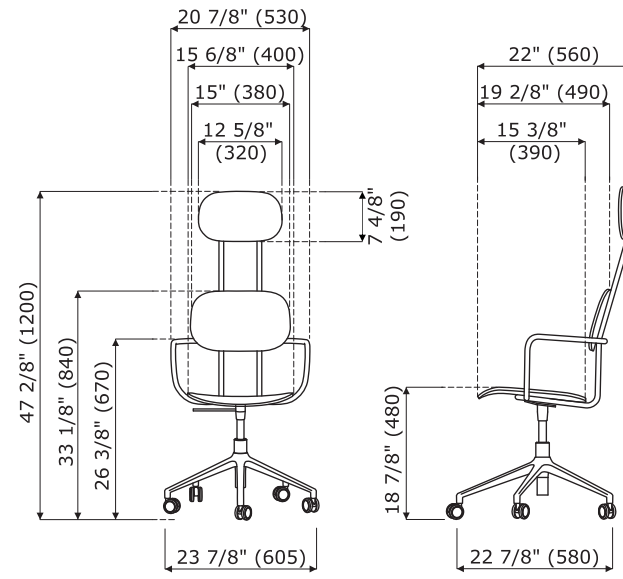


## Dimensions (inch/mm)

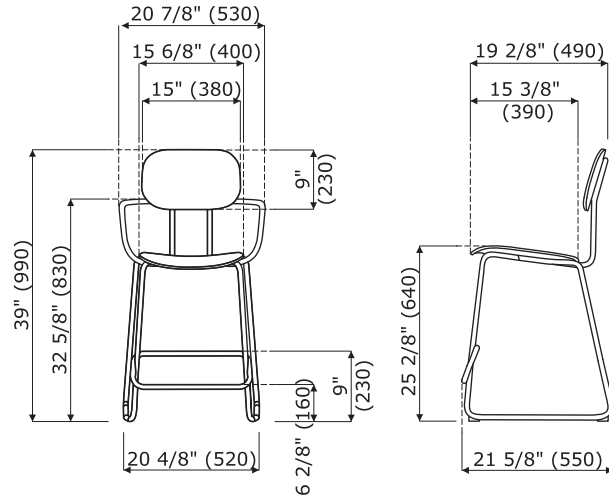
**N2N03K  
N2N03KF**



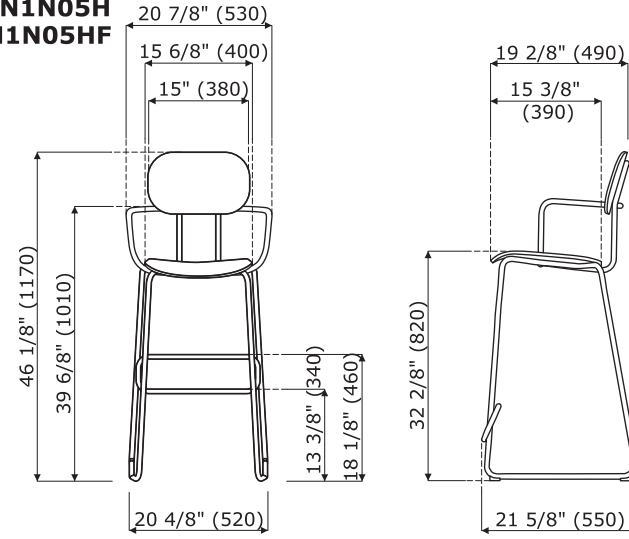
**N2N08K  
N2N08KF**



**N1N04H  
N1N04HF**

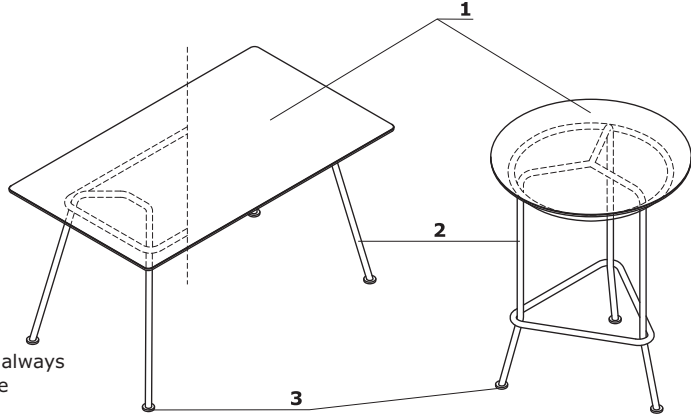


**N1N05H  
N1N05HF**



## New School - meeting tables

- 1 Top** - 6/8" (19 mm) MDF board; covered in bacteriostatic linoleum with resistance to finger prints; varnished Edge
- 2 Frame** - metal, powder coated, frame made of tube Ø 1" (Ø 25 mm)
- 3 Leveling feet** - range 3/8" (9 mm)



ATTENTION - Top edging always matching the colour of the framework